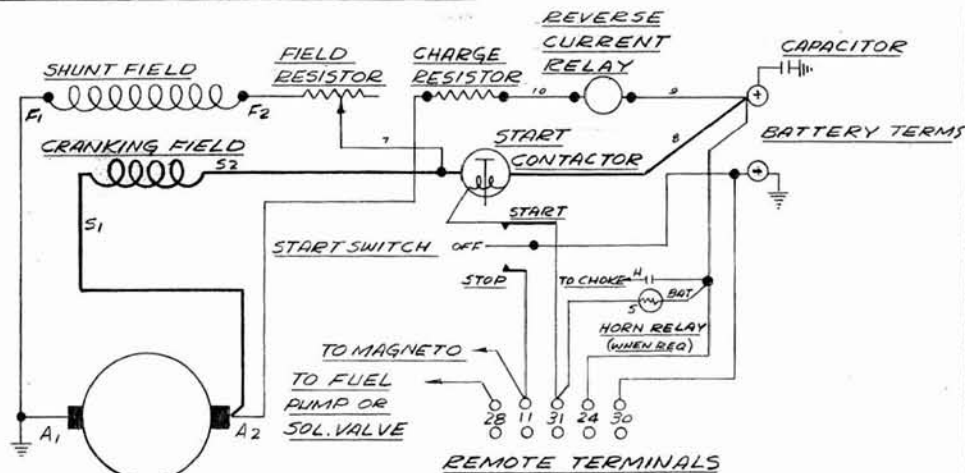


PARTS LIST
G-2500-WCR

<u>PART NO.</u>	<u>DESCRIPTION</u>	<u>QUANTITY</u>
I-776	Drive End Bell	1
G-3768-1	Field Frame Assembly	1
G-4745-2	Armature Assembly	1
D-8	Bearing	1
G-3767-3	End Bell Assembly - W/Brush Ring	1
A-606-A1	Fan	1
Y-96	A. C. Brushes	2
Y-94	D. C. Brushes	6
G-3422	Brush Springs	6
G-4270-1	Brush Ring Assembly	1
G-3770	A. C. Brushholder Assembly	1
B-617-A	A. C. Brushholder	1
G-3765	D. C. Brushholder Assembly	4
H-695	Coils	4
G-102	Field Poles	4
G-3771-4	Panel Assembly	1
EE-150	Start-Stop Switch	1
EE-120	Start Solenoid	1
EE-100	Reverse Current Relay	1
EE-322	Receptacle	1
EE-521	Condenser	1
EE-530	Condenser	1
R-11	Resistor - Hi Charge	1
EE-1646	Terminal End	1
6100	Grommet	1
6105	Grommet	1
EE-130	Horn Relay	1
EE-1645	Terminal Section	8

WIRING DIAGRAM

C-4131

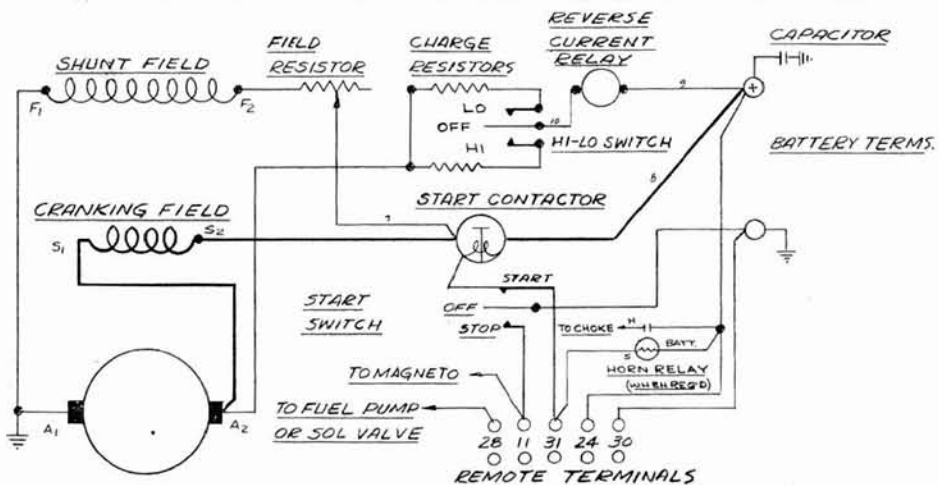


4-POLE W.A.F. REFERENCE Z-1228 SERIES, Z-1227 PARALLEL

2-POLE W.A.F. REFERENCE Z-1274 SERIES

REMOTE START WITHOUT HI-LO BATT CHARGING

A

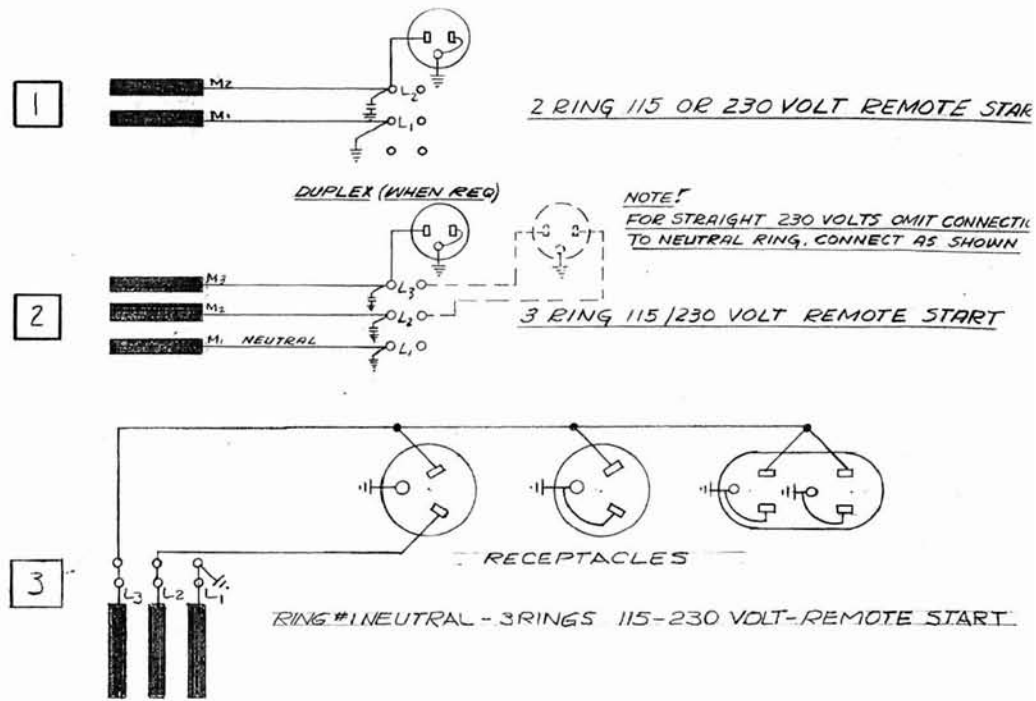


4-POLE W.A.F. REFERENCE Z-1228 SERIES & Z-1227 PARALLEL

2-POLE W.A.F. REFERENCE Z-1274 SERIES

REMOTE START WITH HI-LO BATTERY CHARGING

B



2 RING 115 OR 230 VOLT REMOTE START

3 RING 115/230 VOLT REMOTE START

RING #1 NEUTRAL - 3 RINGS 115-230 VOLT-REMOTE START

REMOTE START A.C. CONNECTIONS

ADDED Z-1293-3	5-11-64 RDY		
WAS ORIGINALLY	DATE	CHK'D	CHG. REQUEST

NOTE: ALL MACHINED DIMENSIONS
± .015 UNLESS OTHERWISE SPECIFIED

MATERIAL _____

NO. REQ'D. _____

WIRING DIAGRAM	
SCALE ~	MODEL NO.
DATE 8-14-61	PART NO. IC-4131
DWN. T.C.G.	CHK'D.

Z-1293

WINPOWER MFG. CO.
NEWTON, IOWA SEP 15 1961

JUL 20 1977

IC-4131