

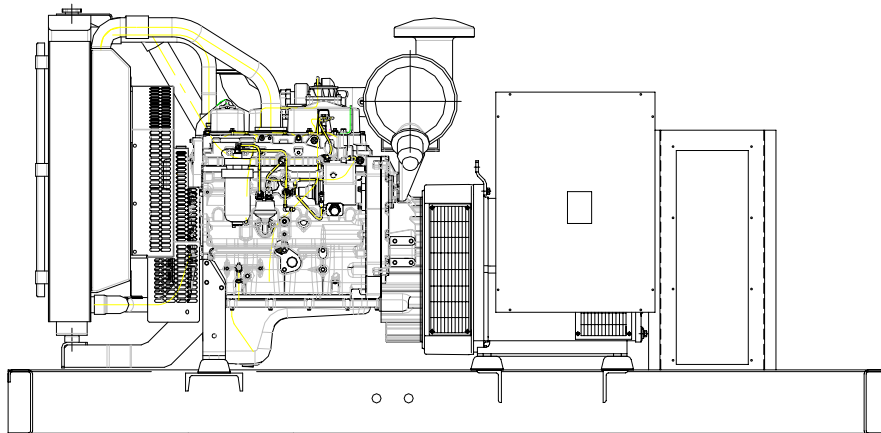
WINPOWER

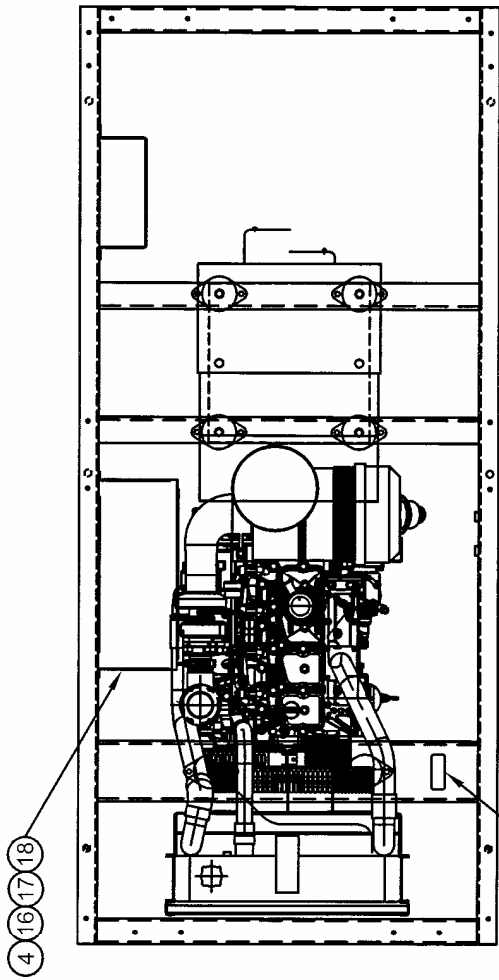
*A Division of **DTE** Dyna Technology Inc*

PARTS LIST

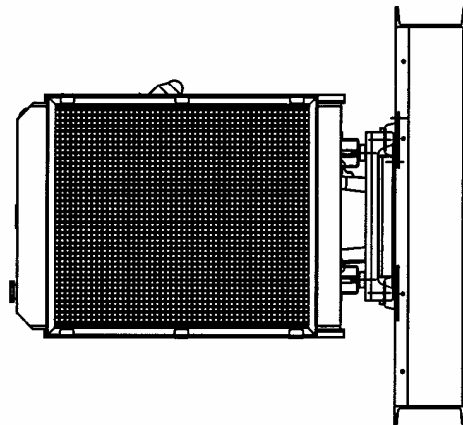
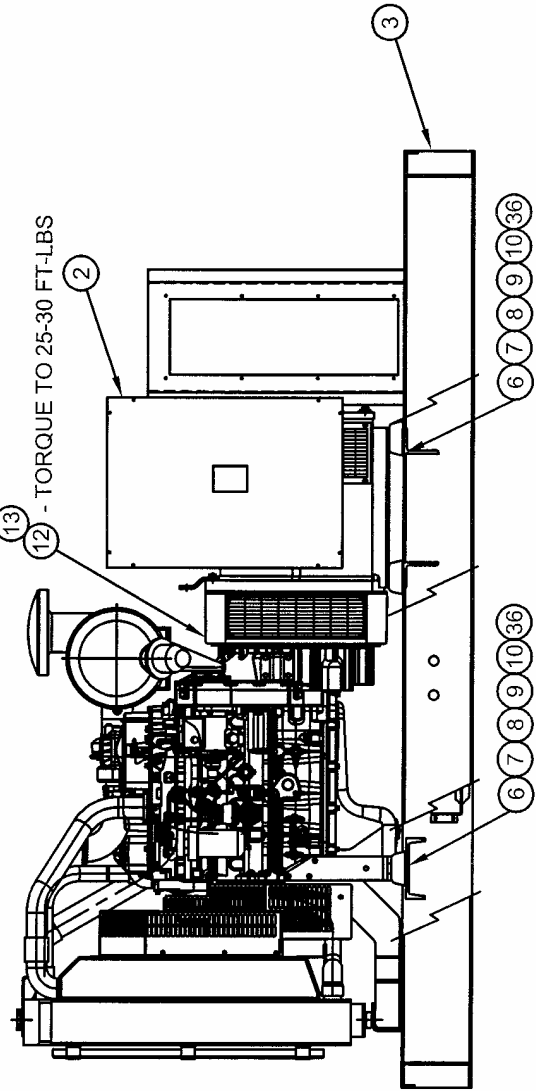
DR90I4

WITH BASLER DGC-2020 CONTROL





15 - TORQUE TO 40-45 FT-LBS
 14 - TORQUE TO 40-45 FT-LBS
 13 - TORQUE TO 25-30 FT-LBS
 12 - TORQUE TO 25-30 FT-LBS



ENGINE/GENERATOR ASSEMBLY

ITEM	PART NO	QTY	DESCRIPTION
1	B-350001-62	1	ENGINE
2	SEE TABLE	1	GENERATOR
3	B-351069-5	1	WELDMENT, BASE
4	A-99401-000	1	TRAY, BATTERY
5	65000-001	6	SS HHCS 1/4-20 X 3/4
6	350944-3	6	SHOCKMOUNT
7	48178-000	12	HHCS 1/2-13 x 1
8	57580-000	1	HHCS 1/2-13 x 1 1/2
9	636-000	4	SLW 1/2
10	16248-001	13	NUT, HEX 1/2-13 FLANGE LOCK
11	A-20039-000	1	LW 1/2 INTERNAL TOOTH
12	A-96003-025	8	HHCS M10-1.5 x 25
13	A-96003-040	12	HHCS M10-1.5 x 40 (BELL HOUSING)
14	A-97436-010	20	SLW M10
15	A-91658-001	1	HHCS 3/8-16 X1
16	467-000	10	HHCS 5/16-18 x 3/4
17	80124-008	TABLE	CT 500:5
18	16249-000	9	HN 5/16-18 FLANGE LOCK
19	A-99288-001	1	KIT, BATTERY HOLD DOWN (SHIP LOOSE)
20	B-96580-009	1	CABLE, BATTERY (POSITIVE)
21	B-96580-007	1	CABLE, BATTERY (NEGATIVE)
22	A-93710-000	4	SLW 3/4
23	A-93711-000	4	HHCS 3/4-10 X 2
24	60710-097	1	TAG, OIL
25	B-15209-000	1	WARNING, ELECTRIC SHOCK
26	351113-6	1	PANEL, GEN LEFT SIDE
27	A-300349-1	1	ADAPTER M14 X 3/8 NPT
28	A-93341-008	1	LW M8
29	A-80980-000	1	START SOLENOID
30	A-350740	1	MTG. BRACKET, START SOLENOID
31	A-93341-010	1	LW M10
32	A-94442-005	1	HN M10-1.5
33	B-80781-003	1	BLOCK HEATER
34	A-94442-003	1	HN M8-1.25
35	A-92388-000	1	HOSE FITTING
36	A-93542-010	2	LEADWIRE ASSY
37	A-99267-001	1	OIL PRESSURE SWITCH
38	A-56372-000	1	BUSHING, HEX REDU.
39	A-99265-001	1	COOLANT TEMP SENDER
40	B-351903	1	CONTROL PEDISTAL
41	B-351901-2	1	HARNESS ENGINE
42	B-351888	1	ASSEMBLY, ENGINE CONTROL
43	B-300533-1	1	ASSEMBLY, MLCB BOX
44	SEE TABLE	1	MLCB

ENGINE/GENERATOR ASSEMBLY CONTINUED

45	A-300540-1	TABLE	COVER PLATE, MLCB BOX
46	A-98906-014	1	OIL DRAIN VALVE, M22
47	A-75139-035	1	HHCS M6-1 X 35MM
48	A-62825-003	1	SPACER
49	A-93689-001	10 FT	HOSE, 5/8" ID
50	A-1178-000	4	FW
51	A-93709-000	4	HN 3/4-10

52	A-98906-016	1	OIL DRAIN VALVE, RADIATOR
53	A-94319-008	1	HOSE FITTING 1/2-14MPT
54	A-55505-000	5 FT	HOSE 3/8 ID
55	A-93084-000	2	PIPE PLUG 1/2"
56	A-92157-001	1	ROMEX CONNECTOR
57	351933	1	14 PIN GEN END HARNESS
58	1744-000	4	NUT, HEX 1/2-13
59	94270-020	2	HHCS M12-1.75 x 20MM
60	93341-012	2	LOCKWASHER M12 ZINC
61	300349-5	1	ADAPT OIL PRESSURE SEND
62	81018-005	6	HOSE CLAMP 1 1/16
63	98906-005	1	OIL DRAIN VALVE M18
64	95871-006	1	ELBOW 1/2NPT
65	A-97381-001	1	DIESEL FUEL DECAL
66	A-300547	2	HN 5/8-11 (SP)
67	A-91083-007	2	HHCS 5/8-11 X 4.5"
68	A-3577-000	2	LW 5/8
69	300553	1	KIT, COOLANT RECOV. TANK

B-351914-2	B-350004-701	3	NONE	0	THREE-ALL
B-351914-1	B-350004-711	2	B-81094-010	1	SINGLE-120/240
PART NO	ITEM 2	QTY 17	ITEM 44	QTY 45	PHASE

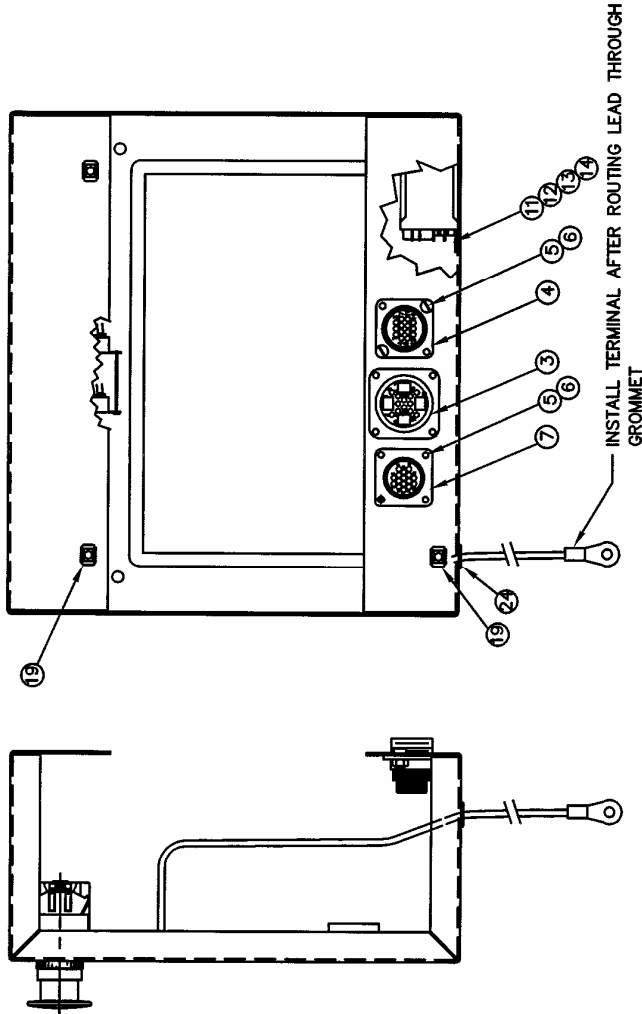
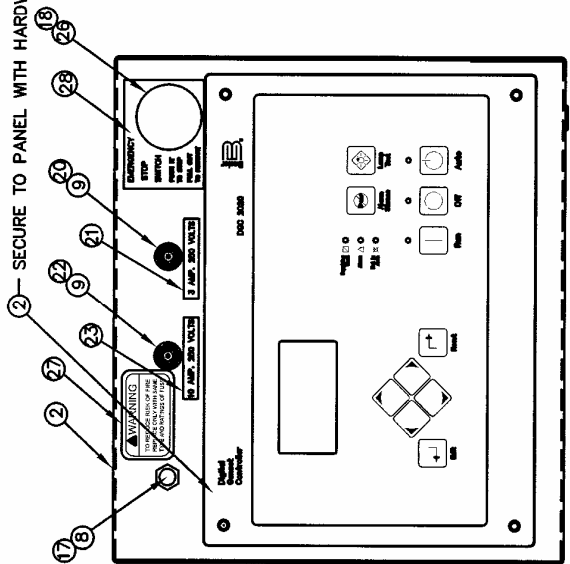
HOUSING ASSEMBLY

27	A-15209-000	2	ELEC. DANGER
26	A-63941-001	3	DECAL, HOT SURFACE
25	A-97813-000	4	DECAL, CYCLE CRANK
24	B-351869-1	2	ROOF, SUPPORT
23	B-351878-1	2	ROOF, SPLICE
22	B-351870-1	1	ROOF, REAR
21	B-351876-3	1	ROOF, MIDDLE
20	B-351875-4	1	ROOF, FRONT
19	B-351044-1	4	HSG, SIDE DOOR
18	B-351759-4	2	HSG, MID DOOR SUPPORT
17	A-351865-4	1	RADIATOR OUTLET
16	A-351867-4	1	SILL, TOP REAR
15	300552-6	1	ASSEMBLY RIGHT REAR
14	300552-5	1	ASSEMBLY, LEFT REAR
13	B-351868-2	1	HOUSING, REAR
12	A-350239-1	1	HOLDER, DOCUMENT
11			
10	A-16250-000	20	FN 3/8-16
9	A-81590-001	12	BEVEL WASHER- 3/8
8	B-300552-4	4	ASSEMBLY, TOP DOOR
7	B-351859-8	1	HOUSING, FRONT RIGHT CORNER POST
6	B-351859-7	1	HOUSING, FRONT LEFT CORNER POST
5			
4	A-351861-8	1	HOUSING, RADIATOR TOP
3	A-351861-7	1	HOUSING, RADIATOR BOTTOM
2	B-351936-3	2	BAFFLE, REAR HOUSING
1	B-351936-6	4	BAFFLE, DOOR TOP
ITEM	PART NO	QUAN.	DESCRIPTION

HOUSING ASSEMBLY CONTINUED

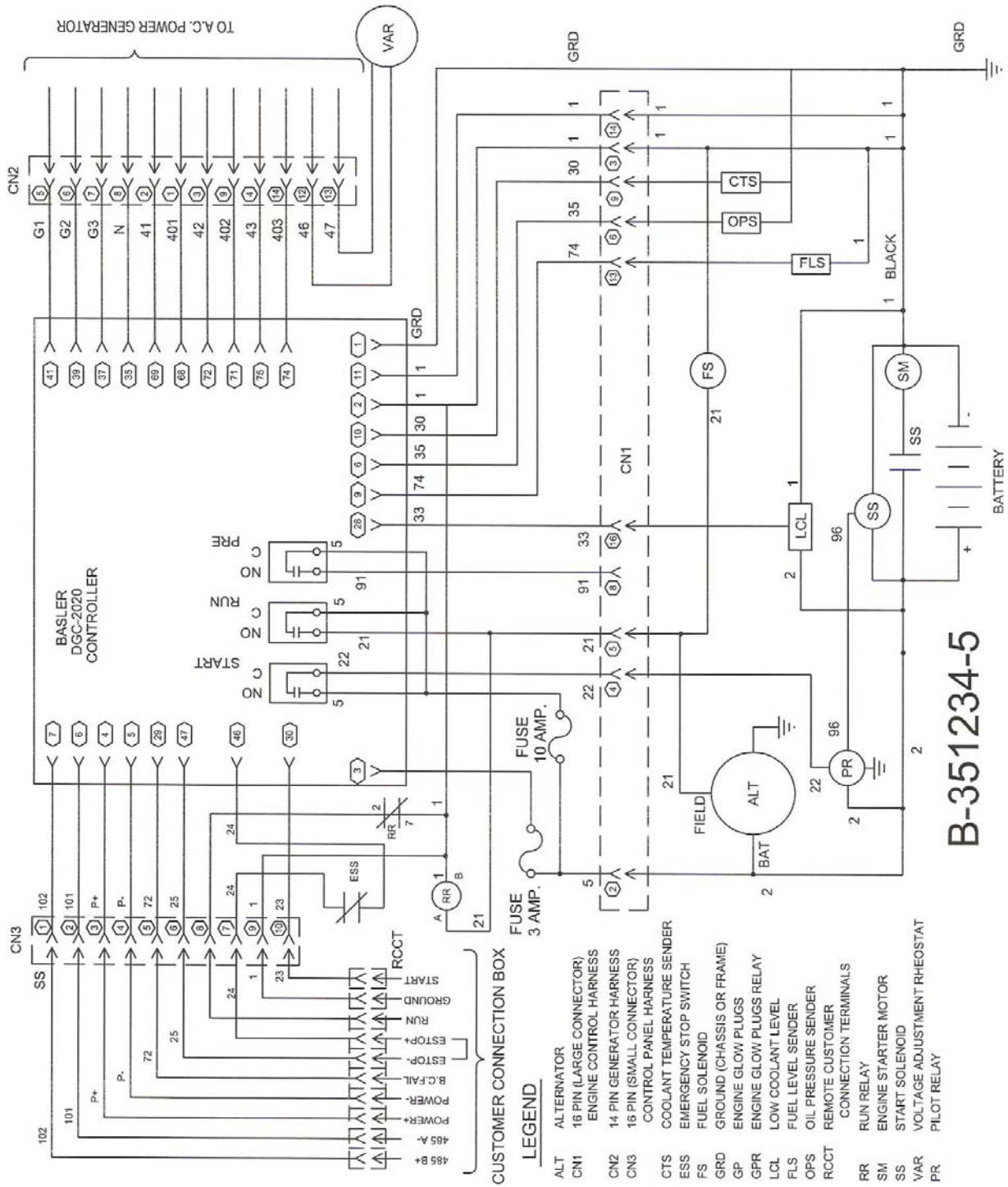
57	B-351939	4	LOWER DOOR JAM
56	B-350545-7	1	KIT, CRITICAL EXHAUST
55	A-65001-002	120	HHCS SS 5/16-18 x 1
54	A-65006-001	8	5/16-18 SS FLANGE NUT
53	A-91658-003	20	HHCS 3/8-16 X 1-1/2
52	A-15424-000	8	RUBBER FOOT (DOOR BUMPER)
51	A-21253-000	8	1/4-20 X 3/4 ROUND HEAD SCREW
50	A-65005-001	35	5/16 SS FLAT WASHER
49	A-21698-001	210	#10 SELF TAPPING SCREW
48	A-92421-000	12 FT	FOAM STRIP
47	A-16249-000	86	5/16-18 HEX FLANGENUT
46	A-16248-000	14	1/4-20 HEX FLANGENUT
45			
44	A-65003-000	4	SLW SS - 1/4
43	A-65000-000	4	HHCS SS 1/4-20 x 5/8
42	A-92419-000	35	NUT RETAINER, 5/16-18
41	A-62912-001	70 FT	STRIP - 7/8" WIDE
40	A-98879-001	48	THREADSTUD 5/16-18 x 3/4
39			
38			
37			
36			
35	9769-153	4	LEAD WIRE- DOORS
34			
33			
32			
31			
30	A-350207-5	4	HINGE, SIDE DOOR
29	A-95229-005	8	LATCH
28			
ITEM	PART NO	QUAN.	DESCRIPTION

②— SECURE TO PANEL WITH HARDWARE SUPPLIED WITH CONTROL



ITEM	PART NO	QTY	DESCRIPTION
27	A-63941-004	1	FUSE RATING WARNING DECAL
25	A-49975-010	8	CABLE TIE
23	A-15983-006	1	10 AMP FUSE DECAL
21	A-15983-008	1	3 AMP FUSE DECAL
19	A-92495-000	4	1/4-20 RETAINED SQUARE NUTS
17	A-97517-001	1	REOSTAT, VOLTAGE ADJUSTING
15	A-300542	1	BATTERY
13	21976-000	2	LOCKWASHER #8
11	B-59944-003	1	RELAY
9	A-2489-001	2	FUSE HOLDER
7	A-96925-006	1	16 PIN CONNECTOR
5	24988-000	6	#6-32 X 1/2 BINDING HEAD SCREW
3	A-96925-003	1	16 PIN CONNECTOR
1	A-351900	1	CONTROL BOX FRONT PANEL
ITEM	PART NO	QTY	DESCRIPTION
28	A-63941-006	1	EMERGENCY STOP DECAL
26	A-99783-001	1	EMERGENCY STOP SWITCH
24	A-45853-000	1	GROMMET
22	A-95064-006	1	10 AMP. FUSE
20	A-95064-000	1	3 AMP. FUSE
18	A-99783-002	1	E-STOP SWITCH
16			
14	5113-000	2	HEXNUT #8-32
12	6402-001	2	BZ BIND, HMS #8-32 X 3/8
10	B-351889	1	ASSEMBLY, WIRING DIAGRAM
8	A-94394-000	1	KNOB
6	51802-000	6	#8-32 ELASTIC STOPNUT
4	A-96925-002	1	14 PIN CONNECTOR
2	A-351855-1	1	ENGINE CONTROL
ITEM	PART NO	QTY	DESCRIPTION

WIRING DIAGRAM



B-351234-5

- LEGEND**
- ALT ALTERNATOR
 - CN1 18 PIN (LARGE CONNECTOR)
 - CN2 14 PIN (SMALL CONNECTOR)
 - CN3 16 PIN (SMALL CONNECTOR)
 - CTS COOLANT TEMPERATURE SENDER
 - ESS EMERGENCY STOP SWITCH
 - FS FUEL SOLENOID
 - GRD GROUND (CHASSIS OR FRAME)
 - GP ENGINE GLOW PLUGS
 - GPR ENGINE GLOW PLUGS RELAY
 - LCL LOW COOLANT LEVEL
 - FLS FUEL LEVEL SENDER
 - OPS OIL PRESSURE SENDER
 - RCCT REMOTE CUSTOMER CONNECTION TERMINALS
 - RR RUN RELAY
 - SM ENGINE STARTER MOTOR
 - SS START SOLENOID
 - VAR VOLTAGE ADJUSTMENT RHEOSTAT
 - PR PILOT RELAY