

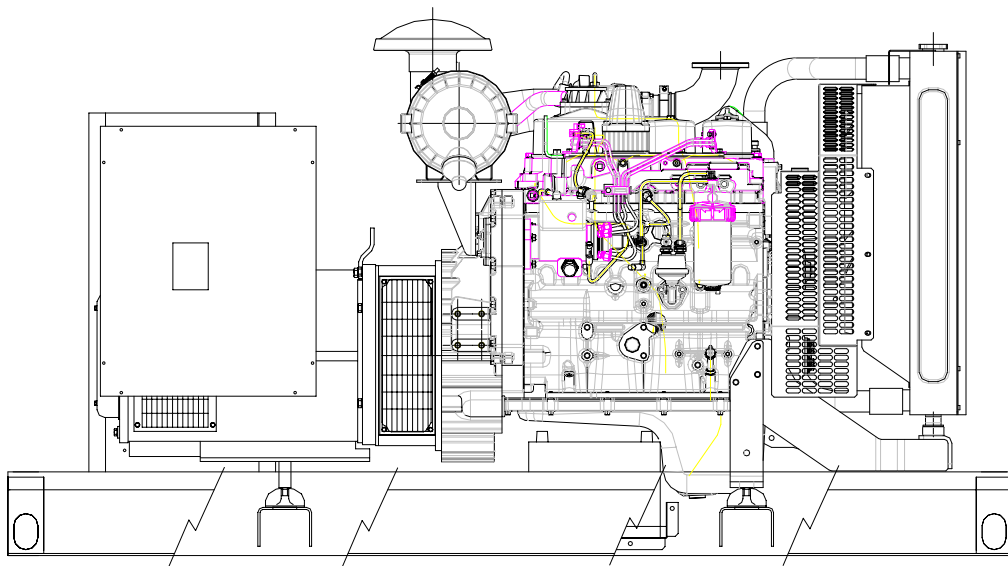
# **WINPOWER**

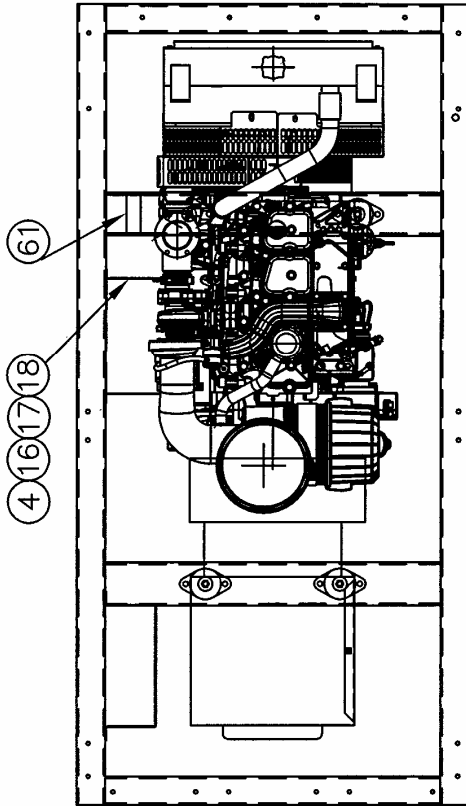
*A Division of **DTE** Dyna Technology Inc*

## **PARTS LIST**

# **DR65I4**

**WITH BASLER DGC-2020 CONTROL**



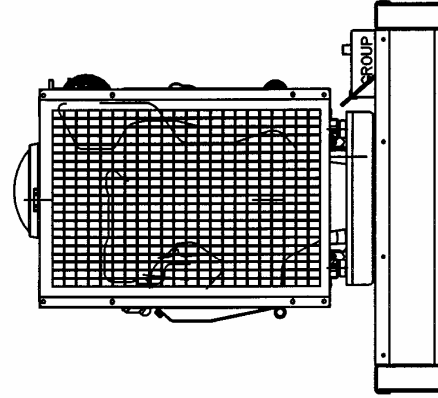
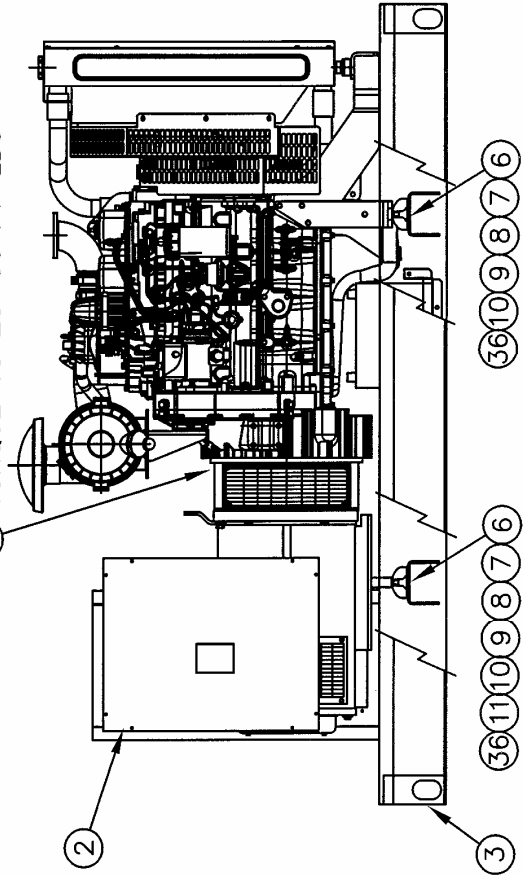


15 TORQUE TO 40-45 FT-LBS

14

13

12 TORQUE TO 25-30 FT-LBS



# ENGINE/GENERATOR ASSEMBLY

ITEM	PART NO	QUAN.	DESCRIPTION
1	B-350001-61	1	ENGINE
2	SEE TABLE	1	GENERATOR
3	B-351906-1	1	WELDMENT, BASE
4	A-350110-5	1	TRAY, BATTERY
5	20039-000	1	LOCKWASHER 1/2 EXTERNAL TOOTH
6	A-98956-002	4	SHOCKMOUNT
7	48178-000	8	HHCS 1/2-13 x 1
8	57580-000	3	HHCS 1/2-13 x 1-1/2
9	16248-1	9	NUT, HEX 1/2-13 FLANGE LOCK
10	1744-000	4	NUT, HEX 1/2-13
11	A-350720-3	2	SPACER, GENERATOR MOUNTING
12	A-96003-025	8	HHCS M10-1.5 X 25(FLYWHEEL)
13	636-000	4	SLW 1/2
14	A-96003-40	12	HHCS M10-1.5 x 40 (BELL HOUSING)
15	A-97436-10	20	SLW M10
16	467-000	9	HHCS 5/16-18 x 3/4
17	80124-008	TABLE	CT 500:5
18	16249-000	9	HN 5/16-18 FLANGE LOCK
19	A-99288-004	1	KIT, BATTERY HOLD DOWN (SHIP LOOSE)
20	B-96580-009	1	CABLE, BATTERY (POSITIVE)
21	B-96580-007	1	CABLE, BATTERY (NEGATIVE)
22	300349-5	1	ADAPTER, OIL PRESSURE SENDER
23	57580-005	2	HHCS 1/2-13 x 4
24	60710-97	1	TAG, OIL
25	B-15209	1	WARNING, ELECTRIC SHOCK
26	351113-5	1	PANEL, GEN LEFT SIDE
27	94270-020	2	HHCS M12-1.75 X 20mm
28	93341-012	2	LOCKWASHER M12 ZINC
29	A-80980-000	1	START SOLENOID
30	A-350740	1	MTG BRACKET, START SOLENOID
31	A-99252-006	1	KIT, RADIATOR DRAIN
32	A-98906-014	1	OIL DRAIN VALVE M22
33	A-80781-003	1	BLOCK HEATER
34	467-000	1	HHCS 5/16-18 X 3/4
35	97381-000	1	DIESEL FUEL DECAL

PART NO	ITEM 2	QTY (7)	ITEM 44	PHASE
B-351924-1	B-350003-751	2	A-351921-1	SINGLE-120/240
B-351924-2	B-350003-704	3	NONE	THREE-ALL

## ENGINE/GENERATOR ASSEMBLY CONTINUED

ITEM	PART NO	QUAN.	DESCRIPTION
36	A-93542-010	2	LEADWIRE ASSY
37	A-99267-001	1	OIL PRESSURE SWITCH
38	B-351933	1	HARNESS GEN END
39	A-99265-001	1	COOLANT TEMP SENDER
40	B-351903	1	CONTROL PEDESTAL
41	B-351901-4	1	HARNESS ENGINE
42	B-351888	1	ASSEMBLY, ENGINE CONTROL
43	B-300533-2	1	ASSEMBLY, MLCB BOX
44	SEE TABLE	1	MLCB
45	65001-001	8	SS HHCS 5/16-18 X 3/4
46	A-300349-1	1	ADAPTOR
47	A-92388-000	2	HOSE FITTING
48	A-56372-000	2	HEX REDU. BUSHING
49	98906-005	1	OIL DRAIN VALVE M18, BLOCK HEATER
50	A-93341-008	1	LW M8
51	A-93341-010	1	LW M10

52	92157-001	1	ROMEX CONNECTOR 1"
53	A-94442-005	1	HN 10mm
54	A-94442-003	1	HN 8mm
55	75139-035	1	HHCS M6-1 X 35mm ZINC
56	62825-003	1	SPACER
57	21867-000	4	FLAT WASHER 9/16 X 1.25
58	526-000	1	FLAT WASHER 5/16
59	93689-001	10FT	HOSE 5/8 ID UNCUT HTR
60	81018-005	6	HOSE CLAMP 1-1/16 9/16
61	A-97381-001	1	DIESEL FUEL DECAL
62	300553	1	KIT, COOLANT RECOVERY TANK
63	479-000	4	LW 1/4 SPLIT
64	61993-001	4	RHMS 1/4 -20 X 3.5
65	97391-008	2	TUBE CLAMP
66	98906-011	1	OIL DRAIN M12-1.25 X 3/8 F
67	A-94319-008	1	HOSE FITTING 1/2 MPT X 3/8 ID HOSE
68	A-55505-000	3 FT	3/8 HOSE (36")
69	A-81018-008	2	HOSE CLAMP

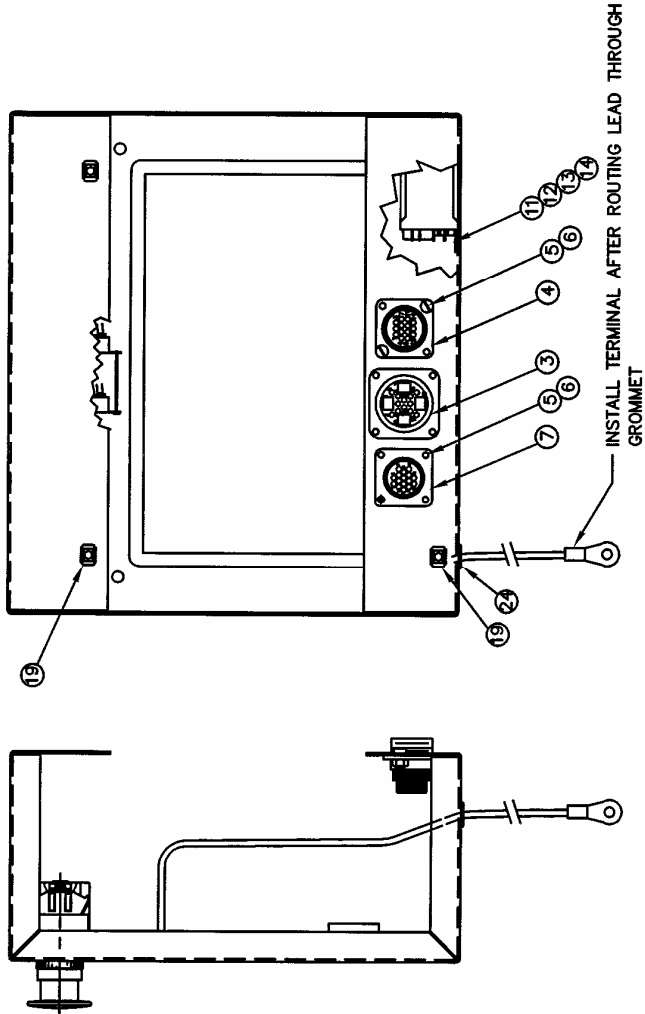
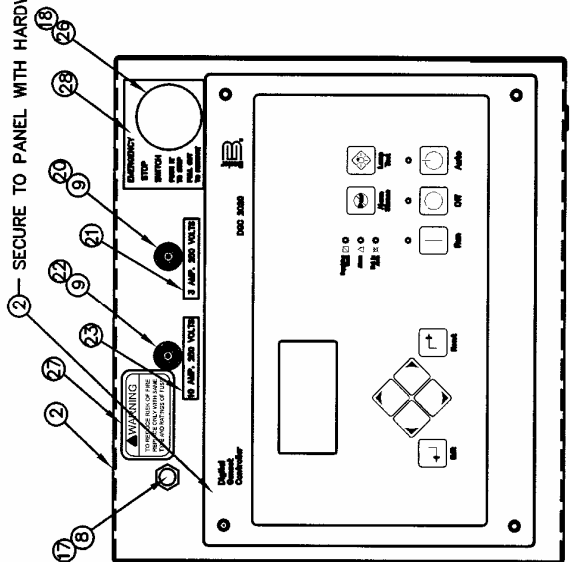
## ENCLOSURE ASSEMBLY

27			
26	A-15209-000	2	DECAL, ELECTRICAL DANGER
25	A-63941-001	3	DECAL, HOT SURFACE
24	A-97813-000	4	DECAL, CYCLE CRANK
23	B-351875-5	1	ROOF
22			
21	B-350280-4	4	HSG, SIDE DOOR
20	B-351759-3	2	HSG, MID DOOR SUPPORT
19			
18	A-351865-5	1	RADIATOR OUTLET
17			
16	A-351867-3	1	SILL, TOP REAR
15	A-300552-3	1	ASSEMBLY, RIGHT REAR CORNER
14	A-300552-2	1	ASSEMBLY, LEFT REAR CORNER
13			
12	A-350239-1	1	HOLDER, DOCUMENT
11			
10	A-16250-000	20	FN 3/8-16
9			
8	A-300552-1	4	ASSEMBLY, TOP DOOR
7	B-351859-10	1	HOUSING, FRONT RIGHT CORNER POST
6	B-351859-9	1	HOUSING, FRONT LEFT CORNER POST
5	A-64914-000	4	M6 RETAINER NUT
4	A-351861-10	1	HOUSING, RADIATOR TOP
3	A-351861-9	1	HOUSING, RADIATOR BOTTOM
2	477-000	4	5/16-18x3/4 HHCS
1	480-000	4	5/16 STD SPLIT TYPE LOCKWASHER
ITEM	PART NO	QUAN.	DESCRIPTION

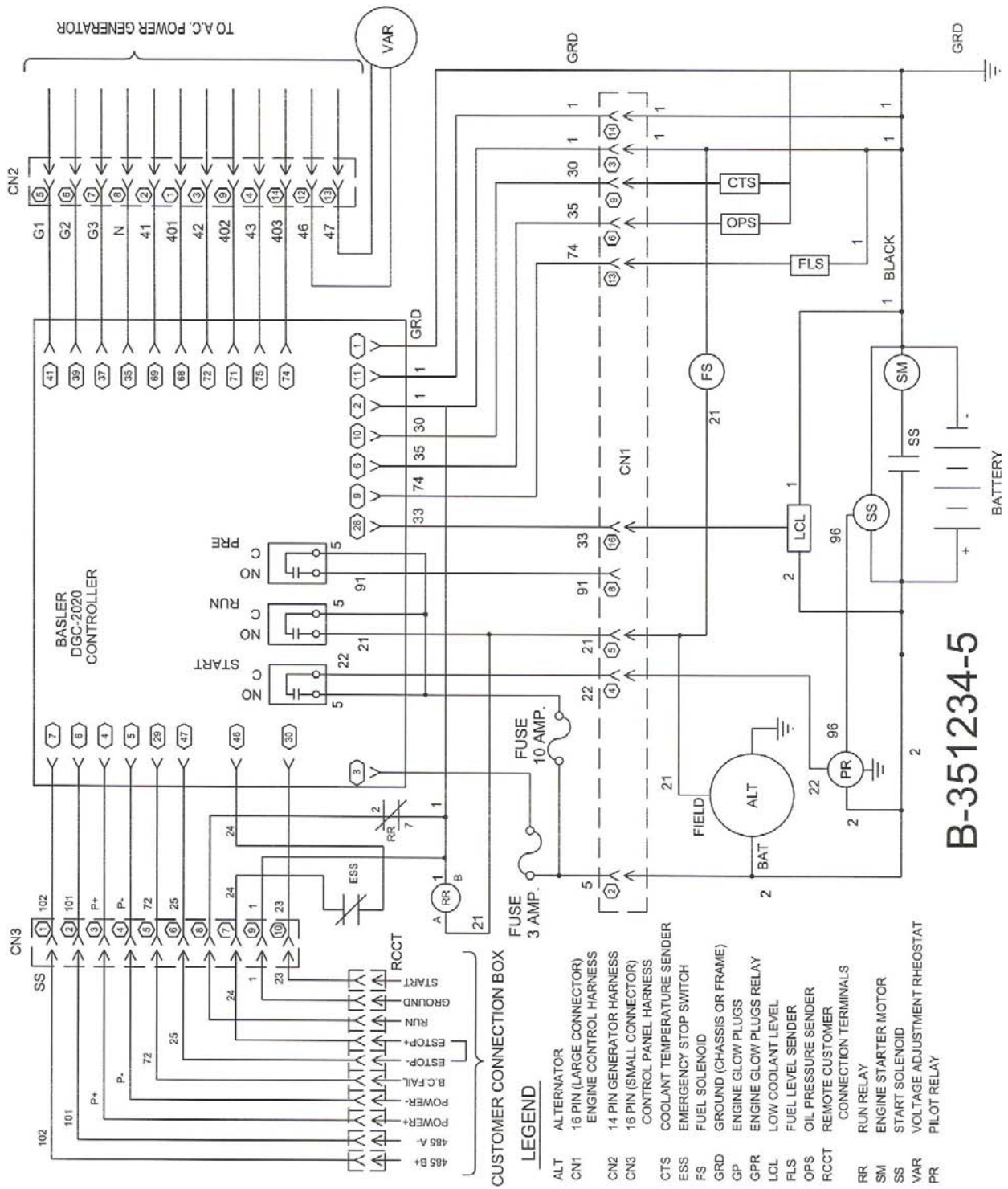
## ENCLOSURE ASSEMBLY CONTINUED

56	B-351607-4	1	KIT, CRITICAL EXHAUST
55	A-65001-002	120	HHCS SS 5/16-18 x 1
54	A-65006-001	8	5/16-18 SS FLANGE NUT
53	A-91658-003	20	HHCS 3/8-16 X 1-1/2
52	A-15424-000	8	RUBBER FOOT (DOOR BUMPER)
51	A-21253-000	8	1/4-20 X 3/4 ROUND HEAD SCREW
50	A-65005-001	29	5/16 SS FLAT WASHER
49	A-21698-001	40	#10 SELF TAPPING SCREW
48			
47	A-16249-000	86	5/16-18 HEX FLANGENUT
46	A-16248-000	12	1/4-20 HEX FLANGENUT
45			
44	A-65003-000	4	SLW SS - 1/4
43	A-65000-000	4	HHCS SS 1/4-20 x 5/8
42	A-92419-000	29	NUT RETAINER, 5/16-18
41	A-62912-001	70 FT	STRIP - 7/8" WIDE
40	A-98879-001	32	THREADSTUD 5/16-18 x 3/4
39			
38			
37			
36			
35	A-9769-160	4	BONDING WIRE, DOOR
34			
33	B-351910	1	HSG, REAR
32	B-351936-5	4	BAFFLE, DOOR TOP
31	B-351936-4	2	BAFFLE, REAR HOUSING
30	A-350207-3	4	HINGE, SIDE DOOR
29	A-95229-005	8	LATCH
28			
ITEM	PART NO	QUAN.	DESCRIPTION

②— SECURE TO PANEL WITH HARDWARE SUPPLIED WITH CONTROL



ITEM	PART NO	QTY	DESCRIPTION
27	A-63941-004	1	FUSE RATING WARNING DECAL
25	A-49975-010	8	CABLE TIE
23	A-15983-006	1	10 AMP FUSE DECAL
21	A-15983-008	1	3 AMP FUSE DECAL
19	A-92495-000	4	1/4-20 RETAINED SQUARE NUTS
17	A-97517-001	1	REOSTAT, VOLTAGE ADJUSTING
15	A-300542	1	BATTERY
13	21976-000	2	LOCKWASHER #8
11	B-59944-003	1	RELAY
9	A-2489-001	2	FUSE HOLDER
7	A-96925-006	1	16 PIN CONNECTOR
5	24988-000	6	#6-32 X 1/2 BINDING HEAD SCREW
3	A-96925-003	1	16 PIN CONNECTOR
1	A-351900	1	CONTROL BOX FRONT PANEL
ITEM	PART NO	QTY	DESCRIPTION
28	A-63941-006	1	EMERGENCY STOP DECAL
26	A-99783-001	1	EMERGENCY STOP SWITCH
24	A-45853-000	1	GROMMET
22	A-95064-006	1	10 AMP. FUSE
20	A-95064-000	1	3 AMP. FUSE
18	A-99783-002	1	E-STOP SWITCH
16			
14	5113-000	2	HEXNUT #8-32
12	6402-001	2	BZ BIND, HMS #8-32 X 3/8
10	B-351889	1	ASSEMBLY, WIRING DIAGRAM
8	A-94394-000	1	KNOB
6	51802-000	6	#8-32 ELASTIC STOPNUT
4	A-96925-002	1	14 PIN CONNECTOR
2	A-351855-1	1	ENGINE CONTROL
ITEM	PART NO	QTY	DESCRIPTION



**B-351234-5**