

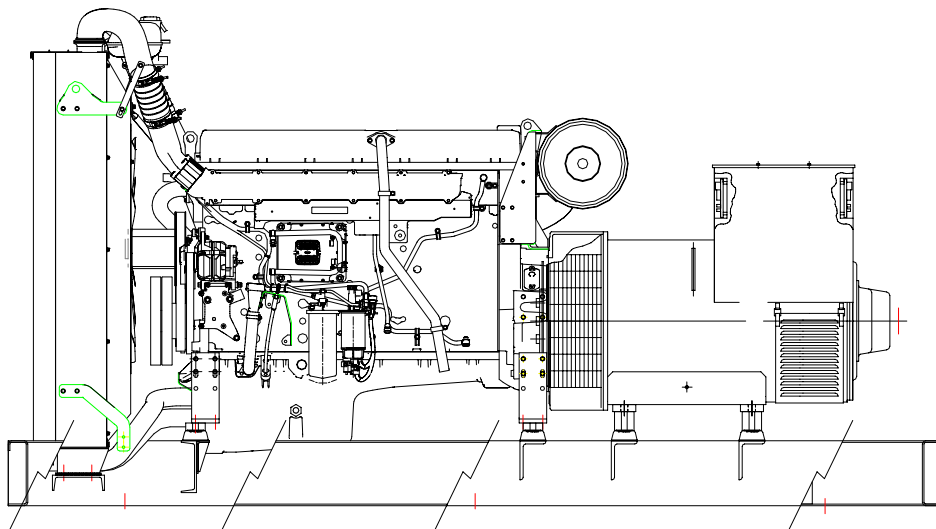
WINPOWER

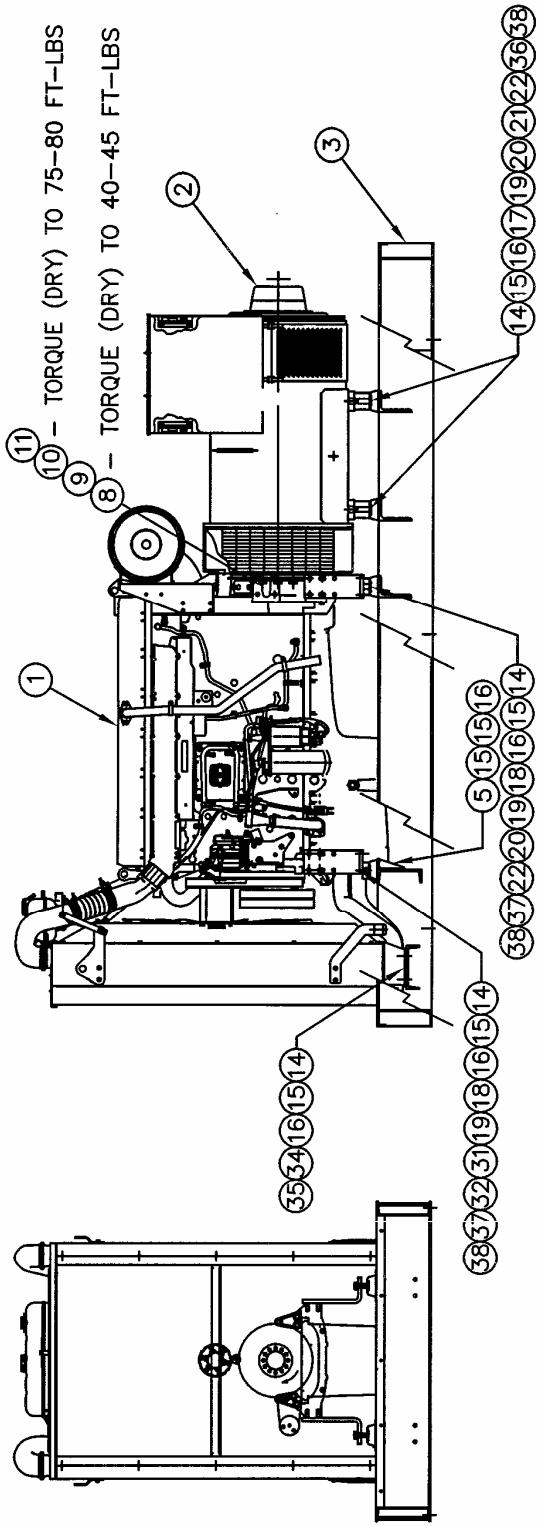
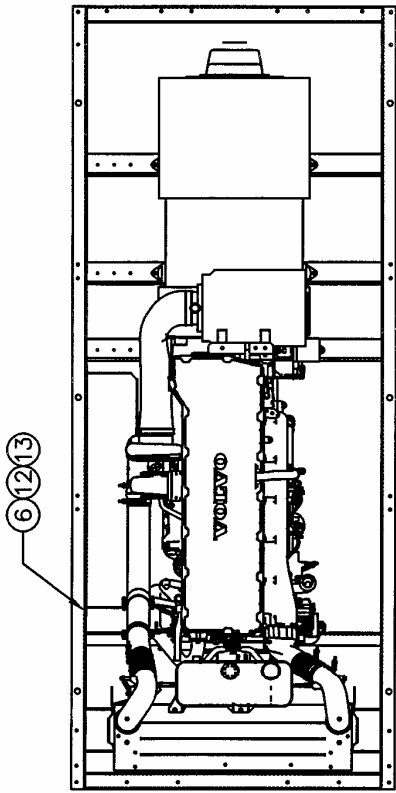
*A Division of **DTE** Dyna Technology Inc*

PARTS LIST

DR500V4

WITH BASLER DGC-2020 CONTROL





ENGINE/GENERATOR ASSEMBLY

ITEM	PART NO	QUAN.	DESCRIPTION
1	B-350001-49	1	ORDERING SPEC., ENGINE
2	TABLE	1	ORDERING SPEC., GENERATOR
3	TABLE	1	WELDMENT, BASE
4	A-99252-011	1	KIT, OIL DRAIN
5	B-351400	2	WELDMENT, SHOCKMOUNT SUPPORT
6	A-350896	1	TRAY, BATTERY
7	A-350484-3	1	KIT, BATTERY HOLD DOWN
8	A-96003-040	12	HHCS M10 - 1.5 x 40mm (BELLHOUSING)
9	A-97436-010	12	SLW 10mm (BELLHOUSING)
10	A-96007-030	8	HHCS M12 x 1.75 x 30mm (FLYWHEEL)
11	A-97436-012	8	SLW 12mm (FLYWHEEL)
12	1116-000	6	HHCS 5/16-18 x 1
13	A-16249-000	6	FN 5/16-18
14	1516-000	26	HHCS 1/2-13 x 1 1/4
15	636-000	28	SLW 1/2
16	1744-000	28	HN 1/2
17	A-93711-006	4	HHCS 3/4-10 x 5 1/2 (GENERATOR SM)
18	A-93711-005	4	HHCS 3/4-10 x 3 1/4 (ENGINE SM)
19	A-93709-000	8	HN 3/4 - 10
20	A-93710-000	8	SLW 3/4
21	A-350181-2	4	SPACER, GENERATOR MOUNTING
22	A-350944-2	6	SHOCK MOUNT (50 DUROMETER-ENGINE REAR AND GENERATOR)
23	A-350944-3	2	SHOCK MOUNT (60 DUROMETER-ENGINE FRONT)
24	A-96580-005	1	CABLE, BATTERY - 36" (POSITIVE)
25	A-96580-002	1	CABLE, BATTERY - 36" (NEGATIVE)
26	A-96580-001	1	CABLE, BATTERY (JUMPER)
27	A-72302-004	2	FITTING, HOSE - 10mm x 3/8" (FUEL RETURN)
28			
29	A-351434-1	2	FERRULE, FUEL FITTING -10mm (FUEL RETURN)
30			
31	A-57580-000	2	HHCS 1/2-13 x 1 1/2
32	90948-000	2	BEVEL WASHER, 1/2"
33	A-93542-011	1	ASSEMBLY, LEADWIRE (NEUTRAL BOND)
34	A-90931-018	2	PAD, RADIATOR ISOLATOR
35	A-21867-000	4	1/2 FW
36	A-351735-1	4	SPACER, SHOCKMOUNT (GENERATOR)
37	A-351735-2	4	SPACER, SHOCKMOUNT (ENGINE)
38	A-1178-000	8	3/4 FW
39	A-351626	1	TANK HEATER (2000W w/ADJ THERM)
40	A-351403	REF	MODIFICATION, ENGINE MTG. FOOT (REAR FEET ONLY)
41	A-351818	1	HEATER BRACKET
42	300527-1	1	DEUTSCH CONNECTOR PLUG
43	300527-2	1	LOCKING WEDGE
44	300527-3	5	PIN, FEMALE (14-16 GA)
45	300527-4	3	PLUG, SEALING
46	B-300528	REF	DC ENGINE CONTROL SCHEMATIC

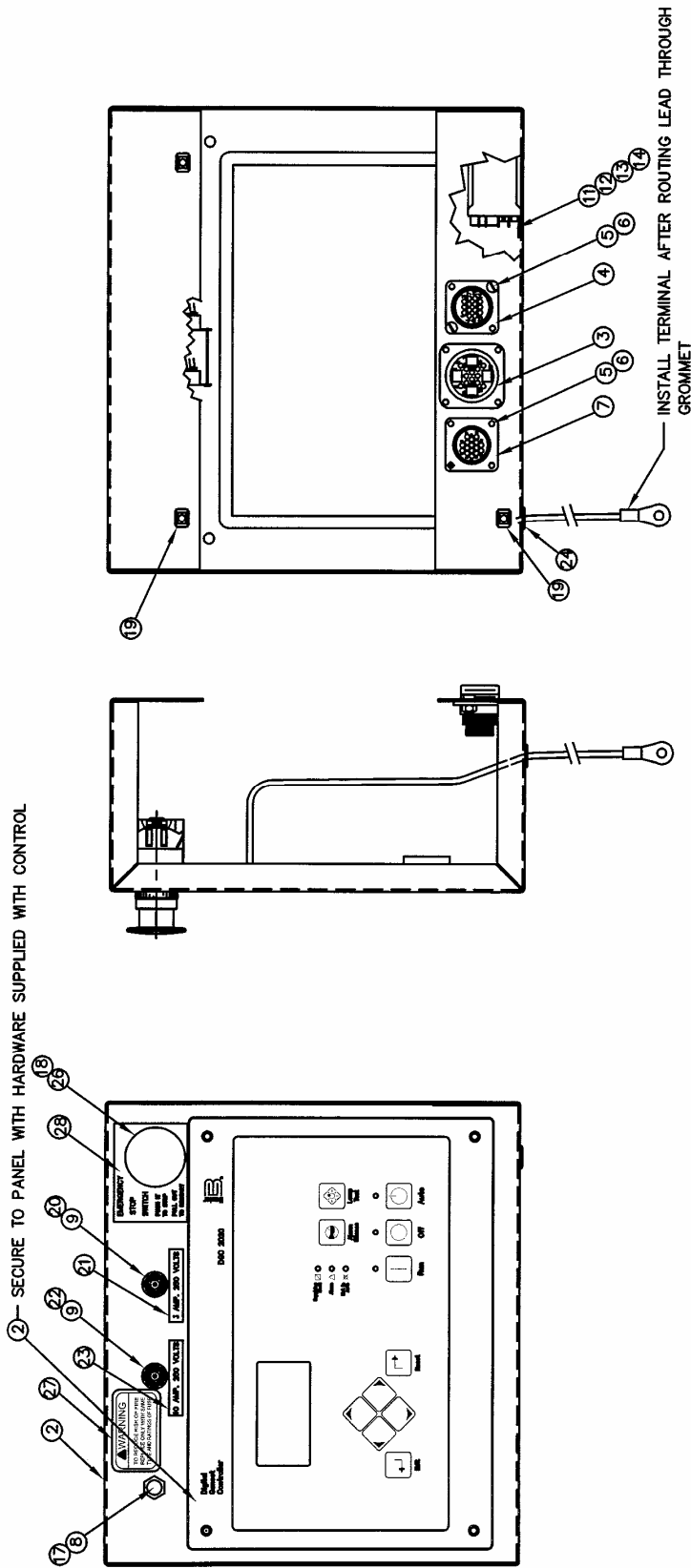
PART NO	ITEM 2	ITEM 3	PHASE/VOLTAGE
B-351732-1	B-351599-2	B-351733	3Ø 277/480-60HZ ONLY

ENCLOSURE ASSEMBLY

33	A-351695-1	1	COVER, ROOF ACCESS
32	A-351420	4	CAP, ROOF SPLICE
31	B-351751-2	1	WELDMENT, FRONT RIGHT ROOF
30	B-351751-1	1	WELDMENT, FRONT LEFT ROOF
29	B-351749-4	1	ROOF, MID RIGHT
28	B-351749-3	1	ROOF, MID LEFT
27	B-351749-2	1	ROOF, REAR RIGHT
26	B-351749-1	1	ROOF, REAR LEFT
25	B-351748-2	1	EXT 1, RH REAR SIDE
24	B-351748-1	1	EXT 1, LH REAR SIDE
23	B-351747-2	1	EXT 1, RH FRONT SIDE
22	B-351747-1	1	EXT 1, LH FRONT SIDE
21	B-351746-2	2	EXT 2, RH REAR SIDE
20	B-351746-1	2	EXT 2, LH REAR SIDE
19	B-351745	2	EXTENSION, END COVER
18	B-351744-2	1	EXT 2, FRONT BOTTOM
17	B-351744-1	1	EXT 2, REAR BOTTOM
16	B-351743-2	1	EXT 1, FRONT BOTTOM
15	B-351743-1	1	EXT 1, REAR BOTTOM
14	B-351742	1	BRACE, INLET BARRIER BAFFLE
13	B-351741	1	BAFFLE, INLET BARRIER
12	B-351740	1	BARRIER, REAR INLET
11	B-351739	1	FILLER PLATE, INLET BARRIER
10	A-351417-6	1	POST, RIGHT REAR CORNER
9	A-351417-5	1	POST, LEFT REAR CORNER
8	B-351044-3	6	DOOR, SIDE
7	A-351415-2	6	SILL, TOP SIDE DOOR
6	A-351416-6	2	SUPPORT, RIGHT SIDE DOOR
5	A-351416-5	2	SUPPORT, LEFT SIDE DOOR
4	A-351738	4	BRACE, RADIATOR
3	A-351737	1	HOUSING, RADIATOR TOP
2	B-351711-4	1	HOUSING, FRONT RIGHT CORNER
1	B-351711-3	1	HOUSING, FRONT LEFT CORNER
ITEM	PART NO	QUAN.	DESCRIPTION

ENCLOSURE ASSEMBLY (ACCOUSTIC) CONTINUED

66	A-65006-001	26	FN SS 5/16-18
65	A-65001-000	22	HHCS SS 5/16-18 x 5/8 GR 18-8
64	A-65003-001	68	5/16 SS LOCK WASHER
63	A-65001-001	295	HHCS SS 5/16-18 x 3/4
62	B-351753	1	FOAM KIT
61	A-350239-1	1	DOCUMENT HOLDER
60	A-92421-000	17 FT.	FOAM STRIP
59	A-62912-1	75 FT.	STRIP - 7/8" WIDE
58	A-21698-001	100	#10 SELF TAPPING SCREW
57	A-65005-001	106	5/16 SS FLAT WASHER
56	580-000	150	5/16 FW
55	A-16249-000	400	FN 5/16-18
54	467-000	20	HHCS 5/16-18 x 3/4
53	A-16250-000	30	FN 3/8-16
52	A-81590-1	16	BEVEL WASHER - 3/8
51	A-91658-003	30	HHCS 3/8-16 x 1 1/2
50	A-92419-001	80	5/16-18 TINNERMANS NUT
49	A-15424-000	12	FOOT, RUBBER (FRONT DOOR STOP)
48	A-98879-1	60	THREDSTUD 5/16-18 x 3/4
47	A-350207-12	6	HINGE, FRONT DOOR
46	A-95229-004	12	LATCH
45	A-64876-000	25 FT.	EDGE TRIM
44	B-350315-6	2	STRIP, SCREEN SUPPORT
43	B-350315-5	4	STRIP, SCREEN SUPPORT
42	B-350315-3	8	STRIP, SCREEN SUPPORT
41	B-350315-1	2	STRIP, SCREEN SUPPORT
40	B-351719-1	2	SUPPORT, INLET SCREEN
39	A-300526-2	1	INTAKE SCREEN (38.25 X 57.75)
38	A-91478-015	1	INTAKE SCREEN (33.25 X 57.75)
37	A-351720-1	8	SUPPORT, EXPANDED METAL
36	A-351666-1	1	SUPPORT, FRONT EXTENSION ROOF
35	A-351408-2	2	SUPPORT, END ROOF
34	A-351752	5	SUPPORT, ROOF
ITEM	PART NO	QUAN.	DESCRIPTION



ITEM	PART NO	QTY	DESCRIPTION	ITEM	PART NO	QTY	DESCRIPTION
27	A-63941-004	1	FUSE RATING WARNING DECAL	28	A-63941-006	1	EMERGENCY STOP SWITCH
25	A-49975-010	8	CABLE TIE	26	A-99783-001	1	EMERGENCY STOP SWITCH
23	A-15983-006	1	10 AMP FUSE DECAL	24	A-45853-000	1	GROMMET
21	A-15983-008	1	3 AMP FUSE DECAL	22	A-95064-006	1	10 AMP FUSE
19	A-92495-000	4	1/4-20 RETAINED SQUARE NUTS	20	A-95064-000	1	3 AMP FUSE
17	A-97517-001	1	REOSTAT VOLTAGE ADJUSTING	18	A-99783-002	1	E-STOP SWITCH
15	A-300542	1	BATTERY	16			
13	21976-000	2	LOCKWASHER #8	14	5113-000	2	HEXNUT #8-32
11	B-59944-003	1	RELAY	12	6402-001	2	BZ BIND, HMS #8-32 X 3/8
9	A-2489-001	2	FUSE HOLDER	10	B-351889	1	ASSEMBLY, WIRING DIAGRAM
7	A-96925-006	1	16 PIN CONNECTOR	8	A-94394-000	1	KNOB
5	24988-000	6	#8-32 X 1/2 BINDING HEAD SCREW	6	51802-000	6	#8-32 ELASTIC STOPNUT
3	A-96925-003	1	16 PIN CONNECTOR	4	A-96925-002	1	14 PIN CONNECTOR
1	A-351900	1	CONTROL BOX FRONT PANEL	2	A-351855-1	1	ENGINE CONTROL
ITEM	PART NO	QTY	DESCRIPTION	ITEM	PART NO	QTY	DESCRIPTION

