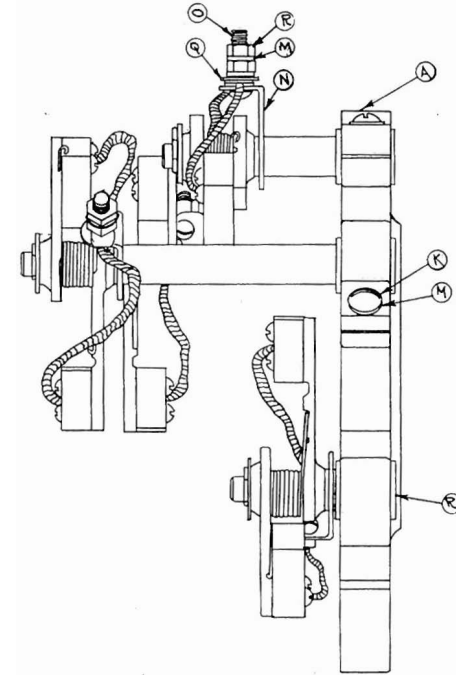
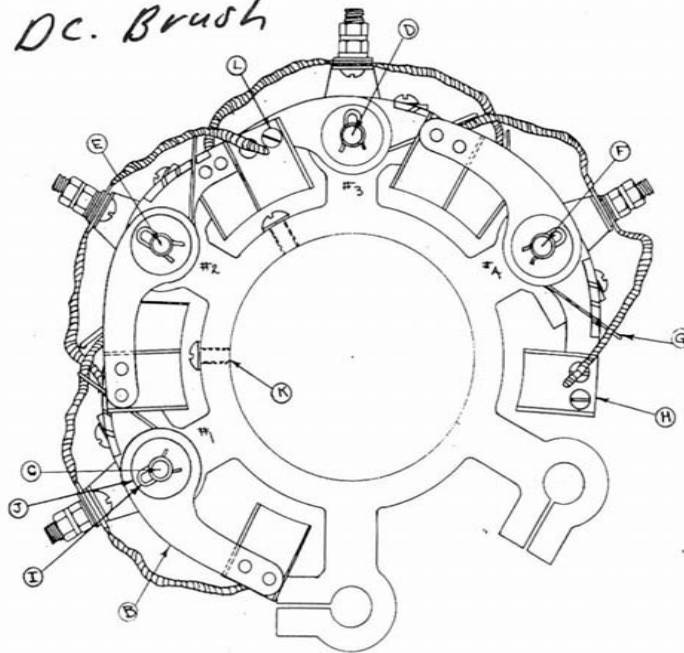


12PT2

8 - Y50 - AC Brush - Sub Y-51 & drill holes

2 - Y-36 - DC Brush

OBSOLETE



ITEM	QTY	DESCRIPTION	MATERIAL	SIZE
R	4	BRUSH PIN BUSHINGS	BAKELITE TUBING	1/2 ID x 3/8 OD x 3/4 L
Q	8	TERMINAL WASHERS	BRASS	0.40 x 2.60 ID x 3/8 OD
P	8	TERMINAL NUTS	STEEL	1/4-20 HEX MACH NUT
O	4	TERMINAL SCREWS	BRASS	1/4-20 x 3/4 RHB MACH
N	4	TERMINAL LUG	1/4 GA HH BRASS	7/8 x 1 1/2 LONG
M	14	SPIDER WASHERS	STEEL C PLATED	#124 TOOTH TYPE
L	16	BRUSH SCREWS	STEEL C PLATED	#8-32 x 3/8 RHB MACH
K	6	SPIDER SCREWS	STEEL C PLATED	1/4-20 x 3/8 RHB MACH
J	4	BRUSH HOLDER WASHER	BRASS	1/2 1/2 ID x 3/4 OD
I	4	HAIR PIN KEY	STEEL	FOR 3/8 DIA
H	8	AC BRUSHES	GRADE 671 HELMIC	1 1/2 x 3/8
G	2	AC BRUSH SPRING	PHOSPHOR BRONZE	15 AWG 18 LONG
F	1	AC BRUSH HOLDER PIN	BRASS ROD	1/2 DIA x 4 5/8 LONG
E	1	AC BRUSH HOLDER PIN	BRASS ROD	1/2 DIA x 3 3/4 LONG
D	1	AC BRUSH HOLDER PIN	BRASS ROD	1/2 DIA x 2 1/2 LONG
C	1	AC BRUSH HOLDER PIN	BRASS ROD	1/2 DIA x 2 LONG
B	8	AC BRUSH HOLDER PIN	PURCHASABLE	
A	1	BRASS SPIDER	CAST IRON	
QTY	1	DESCRIPTION	MATERIAL	SIZE

NOTE: G-2043-1 IS FOR A 3 RING ASSEMBLY.  
OMIT ITEM "C" AND NECESSARY PARTS  
OF THIS ONE BRUSH PIN AND HOLDER ASSY

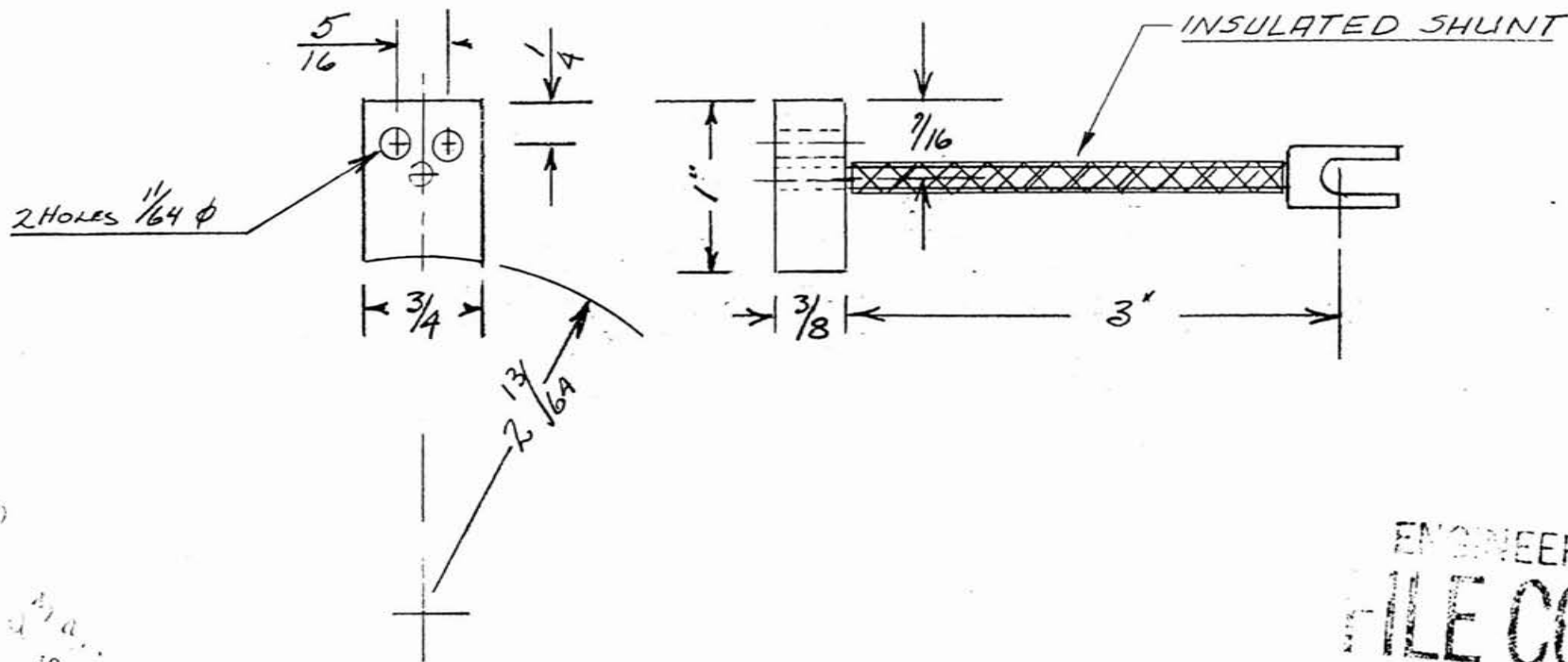
NOTE: LIST PART NUMBER BY THIS UNIT.  
1200S LIST INCOMPLETE PER E/M.

ALL MACHINED DIMENSIONS  
UNLESS OTHERWISE SPECIFIED

BRUSH SPIDER	
SCALE: FSLC	INSTR. NO.
DATE: 12-1-54	PART NO. G
DRW: MMT	DRG
WINPOWER MFG. CO NEWTON, IOWA	

NOV 19 1954

G-2043



SP 4-3  
 STYL  
 W/ 2 3/4"  
 JIG

ENGINEERING  
 FILE COPY

11111 1 1966

SUPPLIER	GRADE	L	W	T	STYLE	SHUNT	LOC.	LUG	BEVEL	SPECIAL WORK
HELWIG	697	1	3/8	3/4	Q1-TH	3" #4	12S	S6-A	0°	2-1/64 HOLES 1/4" TOP TO &, 5/16" C. TO C. SHUNT 7/16 TOP TO C. GLASS SLEEVING CONC 2 13/64 R.

NOTE ~

Y-50S SAME AS Y-50 EXCEPT SHUNT LENGTH 4 3/4 & LUG SIZED FOR 1/4 DIA. SCREW.

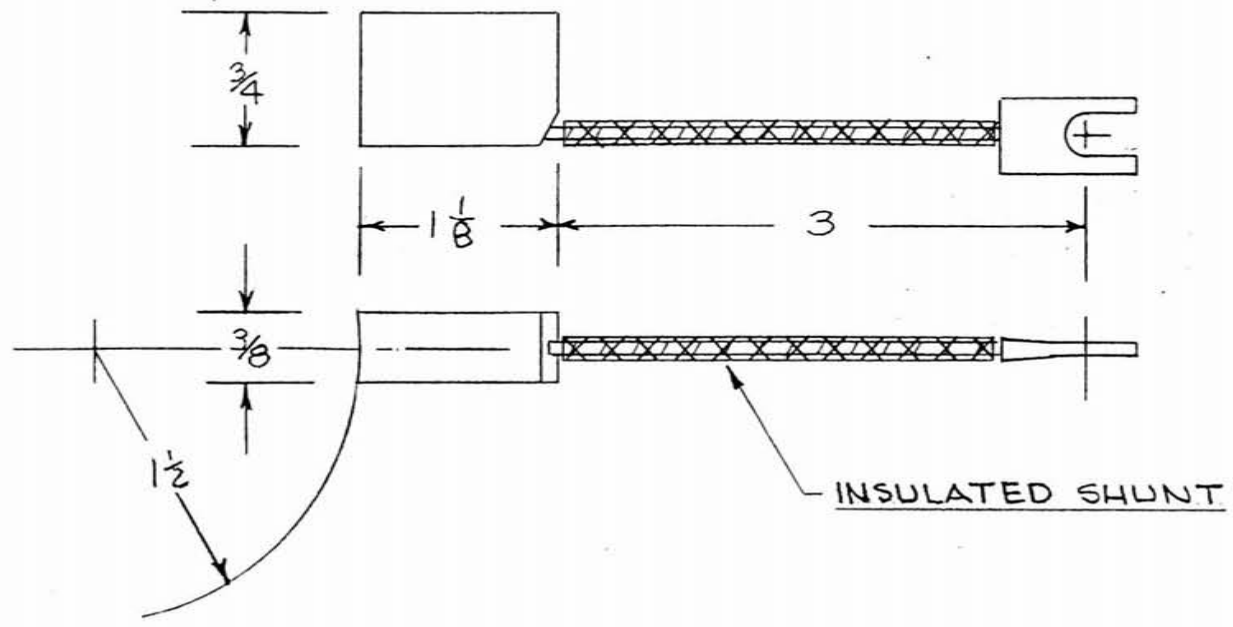
B	ADD Y-50-S	1-13-64	L.R.S.
A	ADD GLASS INSUL. SHUNT	1-30-64	T.C.G.
CHANGE	WAS ORIGINALLY	DATE	CHK'D

NOTE: ALL MACHINED DIMENSIONS ± .015 UNLESS OTHERWISE SPECIFIED

GENERATOR BRUSH	
SCALE 1/4" = 1"	MODEL NO.
DATE 3/17/55	PART NO. Y-50
DWN. T.M.O.F.	CHK'D Y-50-S.

WINPOWER MFG. CO.  
 NEWTON, IOWA SEP 15 1961

JUL 26 1977



SUPPLIER	GRADE	L	W	T	STYLE	SHUNT	Loc	LUG	BEVEL	
HELWIG	G71	1/8	3/4	3/8	Q1-30	3" #4	25	S-G-A	CONC.	1/2 R
										GLASS SLEEVING

A	ADD GLASS INSUL. SHUNT	1-30-61	T.C.G.
CHANGE	WAS ORIGINALLY	DATE	CHK'D

NOTE: ALL MACHINED DIMENSIONS ± .015 UNLESS OTHERWISE SPECIFIED

JUL 26 1977

GENERATOR BRUSH	
SCALE 1=1	MODEL NO.
DATE 2-3-54	PART NO. Y-36
DWN RL	CHK'D
WINPOWER MFG. CO. NEWTON, IOWA SEP 15 1961	

